
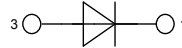


Sonic Fast Recovery Diode

High Performance Fast Recovery Diode
Low Loss and Soft Recovery
Single Diode

Part number

DHG 10 I 1800 PA



Backside: cathode

Features / Advantages:

- Planar passivated chips
- Very low leakage current
- Very short recovery time
- Improved thermal behaviour
- Very low I_{rm} -values
- Very soft recovery behaviour
- Avalanche voltage rated for reliable operation
- Soft reverse recovery for low EMI/RFI
- Low I_{rm} reduces:
 - Power dissipation within the diode
 - Turn-on loss in the commutating switch

Applications:

- Antiparallel diode for high frequency switching devices
- Antisaturation diode
- Snubber diode
- Free wheeling diode
- Rectifiers in switch mode power supplies (SMPS)
- Uninterruptible power supplies (UPS)

Package:

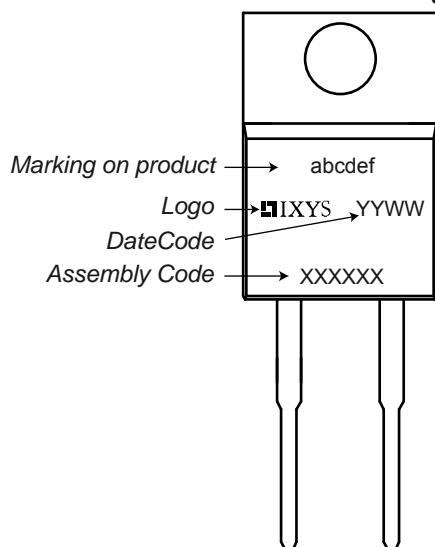
- Housing: TO-220
- Industry standard outline
- Epoxy meets UL 94V-0
- RoHS compliant

Ratings

Symbol	Definition	Conditions	Ratings			Unit	
			min.	typ.	max.		
V_{RRM}	max. repetitive reverse voltage	$T_{VJ} = 25^{\circ}\text{C}$			1800	V	
I_R	reverse current	$V_R = 1800\text{V}$			500	μA	
		$V_R = 1800\text{V}$			1	mA	
V_F	forward voltage	$I_F = 10\text{A}$			2.22	V	
		$I_F = 20\text{A}$			2.92	V	
		$I_F = 10\text{A}$	$T_{VJ} = 125^{\circ}\text{C}$			2.30	V
		$I_F = 20\text{A}$	$T_{VJ} = 125^{\circ}\text{C}$			3.06	V
I_{FAV}	average forward current	rectangular $d = 0.5$	$T_C = 85^{\circ}\text{C}$		10	A	
V_{F0}	threshold voltage	} for power loss calculation only	$T_{VJ} = 150^{\circ}\text{C}$		1.09	V	
r_F	slope resistance				94	m Ω	
R_{thJC}	thermal resistance junction to case				2.15	K/W	
T_{VJ}	virtual junction temperature		-55		150	$^{\circ}\text{C}$	
P_{tot}	total power dissipation		$T_C = 25^{\circ}\text{C}$		70	W	
I_{FSM}	max. forward surge current	$t = 10\text{ ms (50 Hz), sine}$	$T_{VJ} = 45^{\circ}\text{C}$		65	A	
I_{RM}	max. reverse recovery current		$T_{VJ} = 25^{\circ}\text{C}$		8	A	
		$I_F = 10\text{ A}; V_R = 800\text{ V}$	$T_{VJ} = \text{ }^{\circ}\text{C}$		tbd	A	
t_{rr}	reverse recovery time	$-di_F/dt = 200\text{ A}/\mu\text{s}$	$T_{VJ} = 25^{\circ}\text{C}$		150	ns	
			$T_{VJ} = \text{ }^{\circ}\text{C}$		tbd	ns	
C_J	junction capacitance	$V_R = 600\text{ V}; f = 1\text{ MHz}$	$T_{VJ} = 25^{\circ}\text{C}$		3	pF	

Symbol	Definition	Conditions	Ratings			Unit
			min.	typ.	max.	
I_{RMS}	RMS current	per pin			35	A
R_{thCH}	thermal resistance case to heatsink			0.50		K/W
T_{stg}	storage temperature		-55		150	°C
Weight				2		g
M_D	mounting torque		0.4		0.6	Nm
F_C	mounting force with clip		20		60	N

Product Marking

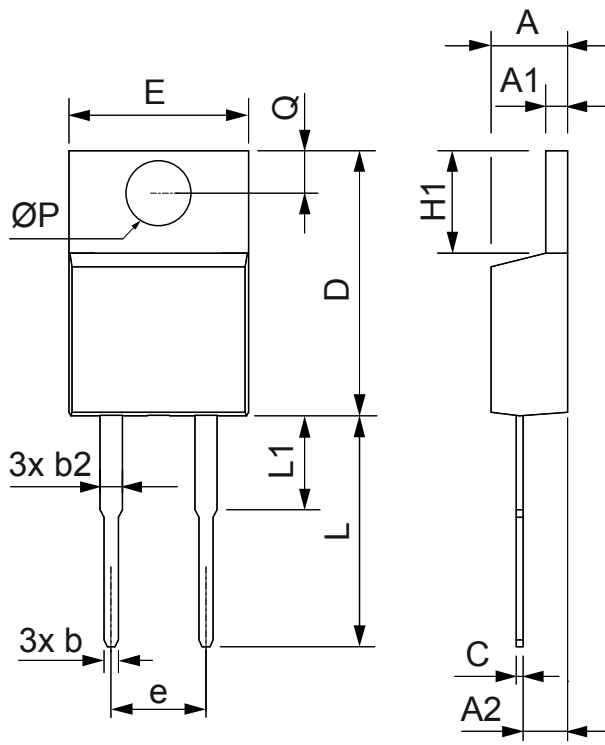


Part number

- D = Diode
- H = Sonic Fast Recovery Diode
- G = extreme fast
- 10 = Current Rating [A]
- I = Single Diode
- 1800 = Reverse Voltage [V]
- PA = TO-220AC (2)

Ordering	Part Name	Marking on Product	Delivering Mode	Base Qty	Code Key
Standard	DHG 10 I 1800 PA	DHG10I1800PA	Tube	50	508242

Outlines TO-220



Dim.	Millimeter		Inches	
	Min.	Max.	Min.	Max.
A	4.32	4.82	0.170	0.190
A1	1.14	1.39	0.045	0.055
A2	2.29	2.79	0.090	0.110
b	0.64	1.01	0.025	0.040
b2	1.15	1.65	0.045	0.065
C	0.35	0.56	0.014	0.022
D	14.73	16.00	0.580	0.630
E	9.91	10.66	0.390	0.420
e	5.08	BSC	0.200	BSC
H1	5.85	6.85	0.230	0.270
L	12.70	13.97	0.500	0.550
L1	2.79	5.84	0.110	0.230
$\varnothing P$	3.54	4.08	0.139	0.161
Q	2.54	3.18	0.100	0.125