
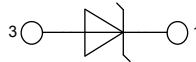


# Schottky Diode

High Performance Schottky Diode  
Low Loss and Soft Recovery  
Common Cathode

Part number

DSB 20 I 15 PA



Backside: cathode

## Features / Advantages:

- Very low  $V_f$
- Extremely low switching losses
- low  $I_{rm}$  values
- Improved thermal behaviour
- High reliability circuit operation
- Low voltage peaks for reduced protection circuits
- Low noise switching

## Applications:

- Rectifiers in switch mode power supplies (SMPS)
- Free wheeling diode in low voltage converters

## Package:

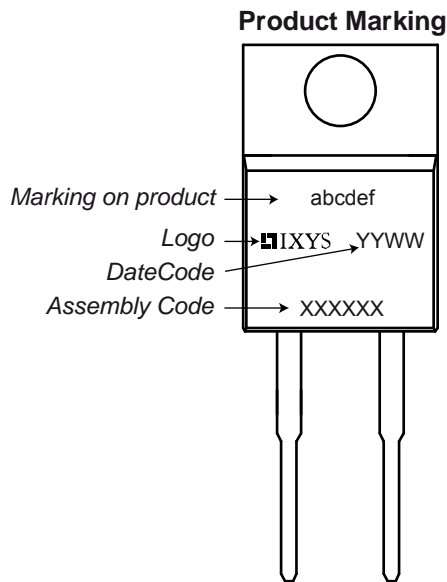
- Housing: TO-220
- Industry standard outline
- Epoxy meets UL 94V-0
- RoHS compliant

## Ratings

Symbol	Definition	Conditions	Ratings			Unit	
			min.	typ.	max.		
$V_{RRM}$	max. repetitive reverse voltage				15	V	
$I_R$	reverse current	$V_R = 15V$			10	$\mu A$	
		$V_R = 15V$			40	mA	
$V_F$	forward voltage	$I_F = 20A$			0.48	V	
		$I_F = 40A$			0.60	V	
		$I_F = 20A$	$T_{VJ} = 125^\circ C$			0.39	V
		$I_F = 40A$	$T_{VJ} = 125^\circ C$			0.54	V
$I_{FAV}$	average forward current	rectangular, $d = 0.5$			20	A	
$V_{FD}$	threshold voltage	} for power loss calculation only			0.23	V	
$r_F$	slope resistance				7.2	$m\Omega$	
$R_{thJC}$	thermal resistance junction to case				1.75	K/W	
$T_{VJ}$	virtual junction temperature		-55		150	$^\circ C$	
$P_{tot}$	total power dissipation				70	W	
$I_{FSM}$	max. forward surge current	$t = 10\text{ ms}$ (50 Hz), sine			160	A	
$C_J$	junction capacitance	$V_R = \text{tbd V}$ ; $f = 1\text{ MHz}$		tbd		pF	

Symbol	Definition	Conditions	Ratings			Unit
			min.	typ.	max.	
$I_{RMS}$	RMS current	per pin <sup>1)</sup>			35	A
$R_{thCH}$	thermal resistance case to heatsink			0.50		K/W
$T_{stg}$	storage temperature		-55		150	°C
<b>Weight</b>				2		g
$M_D$	mounting torque		0.4		0.8	Nm
$F_C$	mounting force with clip		20		60	N

<sup>1)</sup>  $I_{RMS}$  is typically limited by: 1. pin-to-chip resistance; or by 2. current capability of the chip.  
 In case of 1, a common cathode/anode configuration and a non-isolated backside, the whole current capability can be used by connecting the backside.

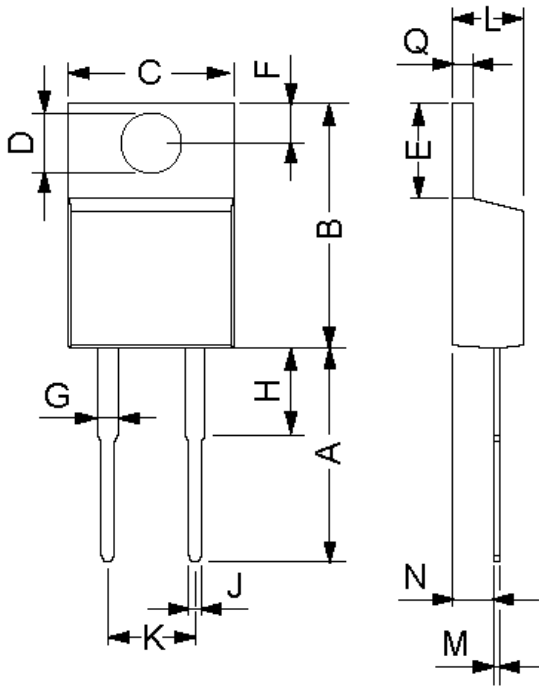

**Part number**

- D = Diode
- S = Schottky Diode
- B = ultra low VF
- 20 = Current Rating [A]
- I = Common Cathode
- 15 = Reverse Voltage [V]
- PA = TO-220AC (2)

Ordering	Part Name	Marking on Product	Delivering Mode	Base Qty	Code Key
Standard	DSB 20 I 15 PA	DSB20I15PA	Tube		

Package

## Outlines TO-220



Dim.	Millimeter		Inches	
	Min.	Max.	Min.	Max.
A	12.7	14.73	0.5	0.58
B	14.23	16.51	0.56	0.65
C	9.66	10.66	0.38	0.42
D	3.54	4.08	0.139	0.161
E	5.85	6.85	2.3	0.42
F	2.54	3.42	0.1	0.135
G	1.15	1.77	0.045	0.07
H	-	6.35	-	0.25
J	0.64	0.89	0.025	0.035
K	4.83	5.33	0.19	0.21
L	3.56	4.82	0.14	0.19
M	0.51	0.76	0.02	0.03
N	2.04	2.49	0.08	0.115
Q	0.64	1.39	0.025	0.055