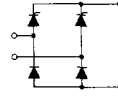


# 1~ Rectifier Bridges



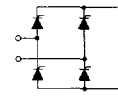
## 1~Half Controlled Rectifier Bridge, B2HK

Type	$V_{RRM}$ V	$V_{VRMS}$ V	$I_{dAV}$ A	$T_C$ °C	$I_{FSM}$ 45°C A	$V_{TD}$ V	$r_T$ m	$T_{VJM}$ °C	$R_{thJC}$ per Chip K/W	$R_{thJH}$ per Chip K/W	Fig. No.	Package style
VHO 55-08io7	800	250	53	85	550	0.85	11	125	0.9	1.1	57	Outline drawings on page 91-100
VHO 55-12io7	1200	400										
VHO 55-14io7	1400	440										
VHO 55-16io7	1600	500										

Fig. 57  
Weight = 100 g



## 1~ Full Controlled Rectifier Bridge, B2C

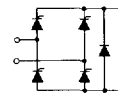


VKO 55-08io7	800	250	53	85	550	0.85	11	125	0.9	1.1	57
VKO 55-12io7	1200	400									
VKO 55-14io7	1400	440									
VKO 55-16io7	1600	500									

Fig. 24 ECO-PAC 1  
Weight = 19 g  
See data sheet for pin arrangement

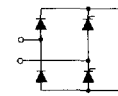


## 1~ Full Controlled Rectifier Bridge, B2CF



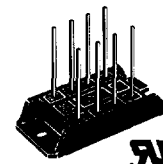
VKF 55-08io7	800	250	53	85	550	0.85	11	125	0.9	1.1	57
VKF 55-12io7	1200	400									
VKF 55-14io7	1400	440									
VKF 55-16io7	1600	500									

## 1~ Half Controlled Rectifier Bridge, B2HZ

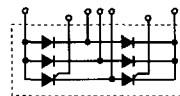


VGO 36-08io7	800	250	36	85	320	0.85	13	125	1.4	2.0	24
VGO 36-12io7	1200	400									
VGO 36-14io7	1400	440									
VGO 36-16io7	1600	500									
VGO 55-08io7	800	250	53	85	550	0.85	11	125	0.9	1.1	57
VGO 55-12io7	1200	400									
VGO 55-14io7	1400	440									
VGO 55-16io7	1600	500									

Fig. 45  
Weight = 28 g



## Thyristor Module



VVY 40-16io1	1600	500	43	85	320	0.85	15	125	1.0	1.6	45
--------------	------	-----	----	----	-----	------	----	-----	-----	-----	----