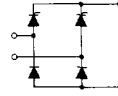


1~ Rectifier Bridges



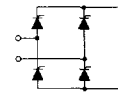
1~Half Controlled Rectifier Bridge, B2HK

Type	V_{RRM} V	V_{VRMS} V	I_{dAV} A	T_C °C	I_{FSM} 45°C A	V_{TD} V	r_T m	T_{VJM} °C	R_{thJC} per Chip K/W	R_{thJH} per Chip K/W	Fig. No.	Package style
VHO 55-08io7	800	250	53	85	550	0.85	11	125	0.9	1.1	57	Outline drawings on page 91-100
VHO 55-12io7	1200	400										
VHO 55-14io7	1400	440										
VHO 55-16io7	1600	500										

Fig. 57
Weight = 100 g



1~ Full Controlled Rectifier Bridge, B2C

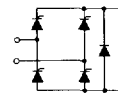


VKO 55-08io7	800	250	53	85	550	0.85	11	125	0.9	1.1	57
VKO 55-12io7	1200	400									
VKO 55-14io7	1400	440									
VKO 55-16io7	1600	500									

Fig. 24 ECO-PAC 1
Weight = 19 g
See data sheet for pin arrangement

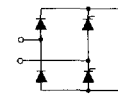


1~ Full Controlled Rectifier Bridge, B2CF



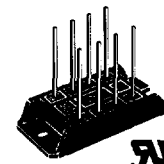
VKF 55-08io7	800	250	53	85	550	0.85	11	125	0.9	1.1	57
VKF 55-12io7	1200	400									
VKF 55-14io7	1400	440									
VKF 55-16io7	1600	500									

1~ Half Controlled Rectifier Bridge, B2HZ

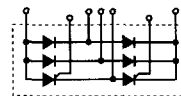


VGO 36-08io7	800	250	36	85	320	0.85	13	125	1.4	2.0	24
VGO 36-12io7	1200	400									
VGO 36-14io7	1400	440									
VGO 36-16io7	1600	500									
VGO 55-08io7	800	250	53	85	550	0.85	11	125	0.9	1.1	57
VGO 55-12io7	1200	400									
VGO 55-14io7	1400	440									
VGO 55-16io7	1600	500									

Fig. 45
Weight = 28 g



Thyristor Module



VVY 40-16io1	1600	500	43	85	320	0.85	15	125	1.0	1.6	45
--------------	------	-----	----	----	-----	------	----	-----	-----	-----	----