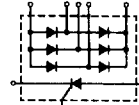
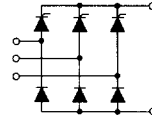
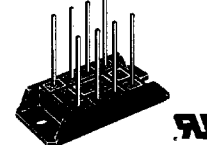


3~ Rectifier Bridges

3~ Rectifier Bridges with Fast Diodes ($t_{rr} = 1.5 \mu s$) and Integrated Softstart Thyristor



Type	V_{RRM}	V_{VRMS}	I_{GAVM}	T_H	I_{FSM} 45°C 10 ms	V_{TO}	r_T	T_{VJM}	R_{thJC} per Chip	R_{thJH} per Chip	Fig. No.	Package style Outline drawings on page 91-100
	V	V	A	°C		A	V	m				
VUC 25-12go2	1200	400	25	85	Dio.	300	1.2	18	125	2.3	2.9	45 Fig. 45 Weight = 28 g
VUC 25-14go2	1400	440				330	1.1	11	125	0.9	1.1	
VUC 25-16go2	1600	500										
VUC 36-12go2	1200	400	34	85	Thyr.: Dio.	300	1.2	16	125	1.4	2.0	
VUC 36-14go2	1400	440										
VUC 36-16go2	1600	500				400	0.85	10	125	0.9	1.1	



3~ Half Controlled Rectifier Bridges, B6HK

Type	V_{RRM}	V_{VRMS}	I_{GAV} $T_H=100^\circ C$	I_{FSM} 45°C 10 ms	V_{TO}	r_T	T_{VJM}	R_{thJC} per Chip	R_{thJH} per Chip	Fig. No.
	V	V	A	A	V	m	°C			
VVZ 12-12io1	1200	400	15	110	1.1	30	125	2.5	3.1	45
VVZ 12-14io1	1400	440								
VVZ 12-16io1	1600	500								
VVZ 24-12io1	1200	400	21	300	1.0	16	125	2.1	2.7	
VVZ 24-14io1	1400	440								
VVZ 24-16io1	1600	500								
VVZ 40-12io1	1200	400	34	320	0.85	15	125	1.0	1.6	
VVZ 40-14io1	1400	440								
VVZ 40-16io1	1600	500								
VVZ 70-08io7	800	250	$T_C = 85^\circ C$	550	0.85	11	125	0.9	1.1	57
VVZ 70-12io7	1200	400								
VVZ 70-14io7	1400	440								
VVZ 70-16io7	1600	500								
VVZ 110-12io7	1200	400	$T_C = 85^\circ C$	110	0.85	6	125	0.65	0.80	
VVZ 110-14io7	1400	440								
VVZ 175-12io7	1200	400	$T_C = 85^\circ C$	1500	0.85	3.5	125	0.46	0.55	
VVZ 175-14io7	1400	440								
VVZ 175-16io7	1600	500								

Fig. 55
Weight = 300 g


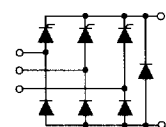


Fig. 57
Weight = 100 g



3~ Half Controlled Rectifier Bridges with free wheeling diode, B6HKF

Type	V_{RRM}	V_{VRMS}	I_{GAV} $T_C=85^\circ C$	I_{FSM} 45°C 10 ms	V_{TO}	r_T	T_{VJM}	R_{thJC} per Chip	R_{thJH} per Chip	Fig. No.
	V	V	A	A	V	m	°C			
VVZF 70-08io7	800	250	70	550	0.85	11	125	0.9	1.1	57
VVZF 70-12io7	1200	400								
VVZF 70-14io7	1400	440								
VVZF 70-16io7	1600	500								



Data according to IEC 60747 and refer to a single diode unless otherwise stated.