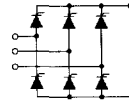



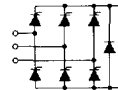
### 3~ Rectifier Bridges




#### 3~ Full Controlled Rectifier Bridges, B6C

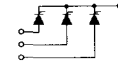
Type	$V_{RRM}$	$V_{VRMS}$	$I_{GAV}$ $T_C = 100^\circ\text{C}$	$I_{TSM}$ $45^\circ\text{C}$ 10 ms	$V_{TO}$	$r_T$	$T_{VJM}$	$R_{thJC}$ per Chip	$R_{thJH}$ per Chip	Fig. No.	Package style
▶ New	V	V	A	A	V	m	$^\circ\text{C}$	K/W	K/W		Outline drawings on page 91-100
▶ VTO 39-06ho7	600	125	39 $T_C = 85^\circ\text{C}$	200	0.85	27	125	1.3	1.8	24	Fig. 55 Weight = 300 g
▶ VTO 39-08ho7	800	250									
▶ VTO 39-12ho7	1200	400									
VTO 70-08io7	800	250	70 $T_C = 85^\circ\text{C}$	550	0.85	11	125	0.9	1.1	57	 Fig. 57 Weight = 100 g
VTO 70-12io7	1200	400									
VTO 70-14io7	1400	440									
VTO 70-16io7	1600	500									
VTO 110-12io7	1200	400	110	1150	0.85	6	125	0.65	0.80	55	
VTO 110-14io7	1400	440									
VTO 175-12io7	1200	400	167	1500	0.85	3.5	125	0.46	0.55		
VTO 175-14io7	1400	440									
VTO 175-16io7	1600	500									


#### 3~ Full Controlled Rectifier Bridge with free wheeling diode, B6CF



VTOF 70-08io7	800	250	70 $T_C = 85^\circ\text{C}$	550	0.85	11	125	0.9	1.1	57	 Fig. 24 ECO-PAC 1 Weight = 19 g See data sheet for pin arrangement
VTOF 70-12io7	1200	400									
VTOF 70-14io7	1400	440									
VTOF 70-16io7	1600	500									

#### Three Thyristor Module M3CK



VYK 70-08io7	800	250	$I_{FAVM} = 28\text{ A}$ $T_C = 85^\circ\text{C}$	550	0.85	11	125	0.9	1.1	57	
VYK 70-12io7	1200	400									
VYK 70-14io7	1400	440									
VYK 70-16io7	1600	500									

also available with common anode connection